





 <p>Embedded Filter</p>		
<p>Taprite inlet nipple O-rings and flat rings can be easily replaced</p>	<p>Note that the internal filter should remain in place during replacement</p>	<p>Use a 5/32" hex key to remove the retainer and gain access to the ring</p>	<p>Gently pry the ring up and out of the recessed space in the nipple.</p>
			
<p>Wipe the recess with a lint free cloth. Do the same with the ring if it will be reused.</p>	<p>Seat the new or cleaned ring fully into the recessed space. Invert reused rings before installing. The fit will be snug.</p>	<p>Retighten the retainer completely to prevent CO<sub>2</sub> leaks.</p>	<p>The tightened retainer will sit just below the top of both the O-ring or flat ring and the outer brass lip</p>